



617 Tenaha Street • P.O. Box 1744  
Center, Texas 75935-1744

(936) 598-2941 • Fax (936) 598-2615  
[www.centertexas.org](http://www.centertexas.org)

---

## **AGENDA**

**The Center City Council will meet in Regular Session on Monday, July 23, 2018 at 5:00 p.m. in Council Room at Center City Hall. The following items are on the agenda for appropriate action:**

- I. Welcome Guests and Visitors.**
- II. Approval of Minutes of the Regular Meeting on June 25, 2018, Workshops on June 25, 2018 and July 11, 2018.**
- III. Presentation of Downtown Streetscape Engineering and Design.**
- IV. Discuss Consider and Action on the Following:**
  - A. Ordinance 2018-03 No Parking on Park Hill Lane.**
  - B. Resolution 2018-10 Ordering Annual Election.**
  - C. Request for Use of Center Square - Fall Festival of Hope – October 20, 2018.**
  - D. Deep East Texas Council of Governments Annual Dues.**
- V. Items of Interest from Council and City Manager and Citizens – No Action Items.**
- VI. Executive Session**
  - 1. Consultation with City Attorney – Land.**

Consider entering executive session for legal consultation with the City Attorney and discussion of pending litigation, personnel matters and land acquisition with possible action related thereto upon reconvening in open session in accordance with Government Code Section 551.071, 551.072 and 551.074

- VII. Adjournment.**

## MEMORANDUM

TO: Mayor and City Council

FR: Chad D. Nehring, City Manager

Date: July 20, 2018

RE: Agenda Comments for Regular Meeting of July 23, 2018

### REGULAR MEETING AGENDA:

- III. Presentation of Downtown Streetscape Engineering Plan and Design  
After this project was delayed for a brief period, the engineering and final design have been prepared to the 85% mark, which is typically the last review phase prior to making the project ready for construction bidding. As it has taken several years to get to this point, with several necessary changes as detailed information on grades, utilities and other obstacles were identified and addressed, an updated presentation to walk through the final design will provide an opportunity for finishing touches, questions or final alterations. Jim Patterson and Cheryl Quinn with White Oak Studios, who have led this project design, along with Bob Staehs handling the civil engineering, will be providing updated visuals, recommendations and estimates of costs for Council to discuss.
- IV.A. Resolution 2018-3 No Parking on Park Hill Lane  
The Code of Ordinances currently requires that any street or portion thereof considered for "no Parking" designation be presented and approved by Council to amend the listing of authorized "No Parking" areas. A request to evaluate the width and on-street parking on Park Hill Lane was recently asked. Police personnel reviewed the current situations and street function recommending the street is too narrow for on-street parking without creating a likely traffic hazard. One approach is to simply designate "No Parking" by ordinance on this street. Another option would be to consider broader action, which this draft does not authorize, to establish "no parking" designation on any street, or a listing of public streets, less than a designated width. Staff prepared this template sed previously to consider the question raised on this single location.
- IV.B. Resolution 2018-10 Ordering Annual Election  
This is the annual resolution to initiate the election for expiring terms on the City Council. Mrs. Boyd is certified as an election official and can provide additional information should Council have any questions.

IV.C. Request for Use of Center Square – Fall Festival of Hope – October 20, 2018  
According to the adopted standards for reservation of the entire square parking area, any such request must be presented and approved by the Council.  
Information provided to date is included with the packet. Staff has not received anything regarding traffic closure, setup plans nor cleaning or other needs related to this requested event. As it relates to a 5K race, the standard is \$250 fee for timing equipment plus costs of bibs/timing tags. With this year's What-a-melon crawl, staff assisted in marking the route with provided cones/signs for a \$100 fee just to offset staff time. Use of the electrical panels can be allowed if this event is approved at the \$25 daily fee. Staff cannot provide any recommendation at this time.

IV.D. Deep East Texas Council of Government Dues  
Special dues have historically been approved by Council. Sufficient funds are budgeted annually for this assessment.

V. Items of Interest:

1. Dixie Youth Baseball Invitational World Series  
If you have time Friday evening, the opening ceremonies should be exciting, fun and entertaining – or at least the fireworks will. Attend a game or two, drive by the parks or hotels and make sure the merchants you know are prepared and benefitting. Hotels are beyond capacity and we are expecting well over 2,000 visitors this weekend. Staff and volunteers have worked hard to be prepared.
2. Portacool Park Contribution  
Wanted to make sure Council was aware of the most recent installment on the park pledge from Portacool.
3. Utility Rate Items  
Included are rate adjustment notices from Republic and CenterPoint. The Republic increase is based on our existing service contract and reflective of the CPI increase for the last 12-month period. The CenterPoint rate decrease is reflective of mandatory filing with the State resulting from the reductions in federal tax liability from the new tax laws
4. WWTP – Aerator Construction Completion  
The aerators installation project that had been problematic due to the initial contractor, has now been completed and is in operation. The WWTP is functioning better than it has in decades and monitoring levels and permit requirements are already significantly improved. There are a few more minor projects to complete this plant rehab.

VI. Executive Session  
We will have need of an executive session.

**MINUTES OF THE CITY OF CENTER  
CITY COUNCIL MEETING  
WORKSHOP MEETING  
June 25, 2018**

The Center City Council met in a workshop session on Monday, June 25, 2018 at 12:00 p.m. in the Conference Room at City Hall. The meeting was open to the public. Notices were properly posted of the date, place and hour and the news media was notified. The following members were present:

David Chadwick	-	Mayor	
Leigh Porterfield	-	Mayor Pro Tem	
Jerry Lathan	-	Council Member	
Joyce Johnson	-	Council Member	
Howell Howard	-	Council Member	
Randy Collard	-	Council Member	
Terry Scull	-	Council Member	
Chad Nehring	-	City Manager	
Barbara Boyd	-	City Secretary	
James Payne	-	City Attorney	Absent

**Item I. Mayor, David Chadwick opened the meeting.**

1. Budget Workshop & Capital Improvement Plan

City Manager, Chad Nehring went over the budget, policies, goals and major projects with Council.

**Item II. Adjournment.**

Mayor Chadwick recessed the meeting at 1:30 pm and reconvened at 5:20 pm.  
Mayor Chadwick then adjourned at 6:05 pm.

---

David Chadwick, Mayor

Attest:

---

Barbara Boyd, City Secretary

**MINUTES OF THE CITY OF CENTER  
CITY COUNCIL MEETING  
REGULAR MEETING  
June 25, 2018**

The Center City Council met in a regular session on Monday, June 25, 2018 at 5:00 p.m. in the Council Chambers at Center City Hall. The meeting was open to the public. Notices were properly posted of the date, place and hour and the news media was notified. The following members were present:

David Chadwick	-	Mayor
Leigh Porterfield	-	Mayor Pro Tem
Joyce Johnson	-	Council Member
Howell Howard	-	Council Member
Jerry Lathan	-	Council Member
Terry Scull	-	Council Member
Randy Collard	-	Council Member
Chad Nehring	-	City Manager
Barbara Boyd	-	City Secretary
Jim Payne	-	City Attorney

Guests signed the register.

**Item I. Mayor David Chadwick opened the meeting and welcomed the visitors.**

**Item II. –Approval of Minutes of the Regular Meeting on June 11, 2018.**

Council Member Joyce Johnson made a motion to approve the minutes. Council Member Terry Scull seconded the motion. All voted in favor.

**Item III. Consider Discussion and Possible Action on the following:**

- A. Resolution 2018-08 Budget Calendar for 2019. City Manager, Chad Nehring stated this is the annual calendar adopted to establish timelines for workshops, establish necessary meeting dates and dates for required notices. Council Member Randy Collard made a motion to approve Resolution 2018-08 Budget Calendar for 2019. Council Member Jerry Lathan seconded the motion. All voted in favor.
- B. Authorize Group Health Insurance Employee Benefit Plan for 2019. City Manager, Chad Nehring stated each summer we receive the rerate of the employee benefit plan for health insurance. Mr. Nehring stated this year's rate from TML Multistate is a 5% increase and after a substantial review of claims history, rate structure and group options last year, this year's proposal is much more reasonable. Council Member Howell Howard made a motion to Authorize the Group Health Insurance Employee Benefit Plan for 2019. Council Member Randy Collard seconded the motion. All voted in favor.
- C. Approve Shelby County Appraisal District Budget for 2019. City Manager, Chad Nehring stated as is required, all participating jurisdictions are provided the proposed budget for SCAD prior to its adoption for the opportunity to approve, disapprove or offer comments. Council Member Leigh Porterfield made a motion to approve Shelby County Appraisal District Budget for 2019. Council Member Joyce Johnson seconded the motion. All voted in favor.

**D. Approve Street Closure Requests for East Texas Poultry Festival.**

1. Closure of Nacogdoches, Austin, San Augustine and Shelbyville Streets for Doo Dah Parade on September 26, 2018.

City Manager, Chad Nehring stated this is the traditional closure for the parade and needs to be submitted to TXDoT for closure of the street.

2. Designate Closure of East Side of Inner Square for East Texas Poultry Festival Chicken Cooling Contest on September 26, 2018.

City Manager, Chad Nehring stated this has become the annual request to close the inside of the square for post parade activities.

3. Resolution 2018-09 Execute Agreement with TXDoT for Partial Closure of Shelbyville Street on October 6, 2018.

City Manager, Chad Nehring stated this item requires official action of the Council as well as the City assuming both responsibility for traffic control and signage as well as accepting legal liability during this period.

Council Member Randy Collard made a motion to approve the Street Closure Requests for the East Texas Poultry Festival. Council member Joyce Johnson seconded the motion. All voted in favor.

**Item IV. Items of Interest from Council and City Manager, and Citizens – No Action Items.**

1. World Series 2018 Baseball Tournament.

**Item V. Executive Session.**

Consider entering executive session for legal consultation with the City Attorney and discussion of pending litigation, personnel matters and land acquisition with possible action related thereto upon reconvening in open session in accordance with Local Government Code Section 551.071, 551.072 and 551.074.3.

**Item VI. Adjournment.** Mayor David Chadwick adjourned the meeting at 5:20 pm.

---

David Chadwick, Mayor

Attest:

---

Barbara Boyd, City Secretary

**MINUTES OF THE CITY OF CENTER  
CITY COUNCIL MEETING  
WORKSHOP MEETING  
July 11, 2018**

The Center City Council met in a workshop session on Monday, July 11, 2018 at 11:30 p.m. in the Conference Room at City Hall. The meeting was open to the public. Notices were properly posted of the date, place and hour and the news media was notified. The following members were present:

David Chadwick	-	Mayor	
Leigh Porterfield	-	Mayor Pro Tem	
Jerry Lathan	-	Council Member	Absent
Joyce Johnson	-	Council Member	Absent
Howell Howard	-	Council Member	
Randy Collard	-	Council Member	
Terry Scull	-	Council Member	Absent
Chad Nehring	-	City Manager	
Barbara Boyd	-	City Secretary	
James Payne	-	City Attorney	Absent

**Item I. Mayor, David Chadwick opened the meeting.**

1. Budget Workshop & Capital Improvement Plan

City Manager, Chad Nehring went over the budget, policies, goals and major projects with Council.

**Item II. Adjournment.**

Mayor Chadwick recessed the meeting at 1:00 pm.

---

David Chadwick, Mayor

Attest:

---

Barbara Boyd, City Secretary



**Everett Griffith, Jr. & Associates Inc.**

July 18, 2018

Chad Nehring, City Manager  
City of Center  
P.O. Box 1744  
Center, Texas 75935

Re: Estimate of Cost  
2018 Downtown Streetscape Improvements

Dear Chad:

Attached is the preliminary cost estimate along with 5 drawings depicting the proposed layout for the above referenced project. This information is a culmination of the efforts as prepared by Everett Griffith, Jr. and Associates (EGA) and White Oak Studios with input from the City over the course of the several past years.

As part of the research done after preparation of these documents, I evaluated the possibility of doing this project in stages. Due to the fact that many grades will be adjusted and islands and driveway entrances changing I do not see the possibility of staging this project. That's not to say that this project could not be done in sections with intense coordination, but that this project needs to be constructed in one contract performed on a continuous basis until completed.

We appreciate the opportunity to provide you and the City with this estimate and drawings. Both White Oak Studios and EGA are available meet at the council meeting on Monday, July 23, 2018 to discuss this project with the City. Please feel free to call if you have any questions or comments.

Sincerely,

Bob Staehs, P.E.  
Project Manager

cc: Jim Patterson, ASLA LEED AP  
White Oak Studios



CITY OF CENTER  
DOWNTOWN STREETScape IMPROVEMENTS  
PRELIMINARY COST ESTIMATE  
7/13/2018

	Item No.	Description	Qty	Unit	Unit Cost	Total Cost
	1	SWPPP	1	LS	\$1,000.00	\$1,000.00
	2	Traffic Control Plan, Install, Maintenance	12	MO	\$5,000.00	\$60,000.00
	3	Temporary Construction Fencing	1	LS	\$3,000.00	\$3,000.00
		<b>SUB-TOTAL SITE PREP</b>				<b>\$64,000.00</b>
	1	Demolish and remove existing asphalt pavement (6")	3,467	CY	\$50.00	\$173,350.00
	2	Remove existing inlets, protect exist storm pipes	1	LS	\$5,000.00	\$5,000.00
	3	Relocate existing fire hydrants	4	EA	\$2,000.00	\$8,000.00
	4	Sawcut Concrete Walk, full depth	1,650	LF	\$3.36	\$5,544.00
	5	Demolish and remove existing concrete sidewalk	33,237	SY	\$2.80	\$93,063.60
	6	Remove and dispose of cobra head street light	11	EA	\$280.00	\$3,080.00
	7	Remove private pedestrian pole light (4 at Bank and 2 at JR Smith Bldg)	6	EA	\$280.00	\$1,680.00
	8	Remove and store pedestrian pole lights for re-use	31	EA	\$392.00	\$12,152.00
	9	Remove metal pipe rail	41	LF	\$11.20	\$459.20
	10	Remove metal bollard	5	EA	\$56.00	\$280.00
		<b>SUB-TOTAL DEMOLITION</b>				<b>\$302,608.80</b>
	1	Civil Storm Inlets, 24" in grade, including connection to existing system	2	EA	\$6,350.00	\$12,700.00
		<b>SUB-TOTAL UTILITIES</b>				<b>\$12,700.00</b>
	1	New asphalt pavement (4 1/2" base, 1 1/2" HMAC)	16,700	SY	\$32.00	\$534,400.00
	2	Intersection / Crosswalk Concrete paving	1,743	SY	\$100.00	\$174,300.00
	3	Roadway Pavers (including concrete subslab)	1,568	SY	\$225.00	\$352,800.00
	4	Curb and Gutter	5,100	LF	\$15.00	\$76,500.00
	5	Pavement Striping	7,000	LF	\$0.20	\$1,400.00
		<b>SUB-TOTAL VEHICULAR PAVEMENT</b>				<b>\$1,139,400.00</b>

CITY OF CENTER  
DOWNTOWN STREETSCAPE IMPROVEMENTS  
PRELIMINARY COST ESTIMATE  
7/13/2018

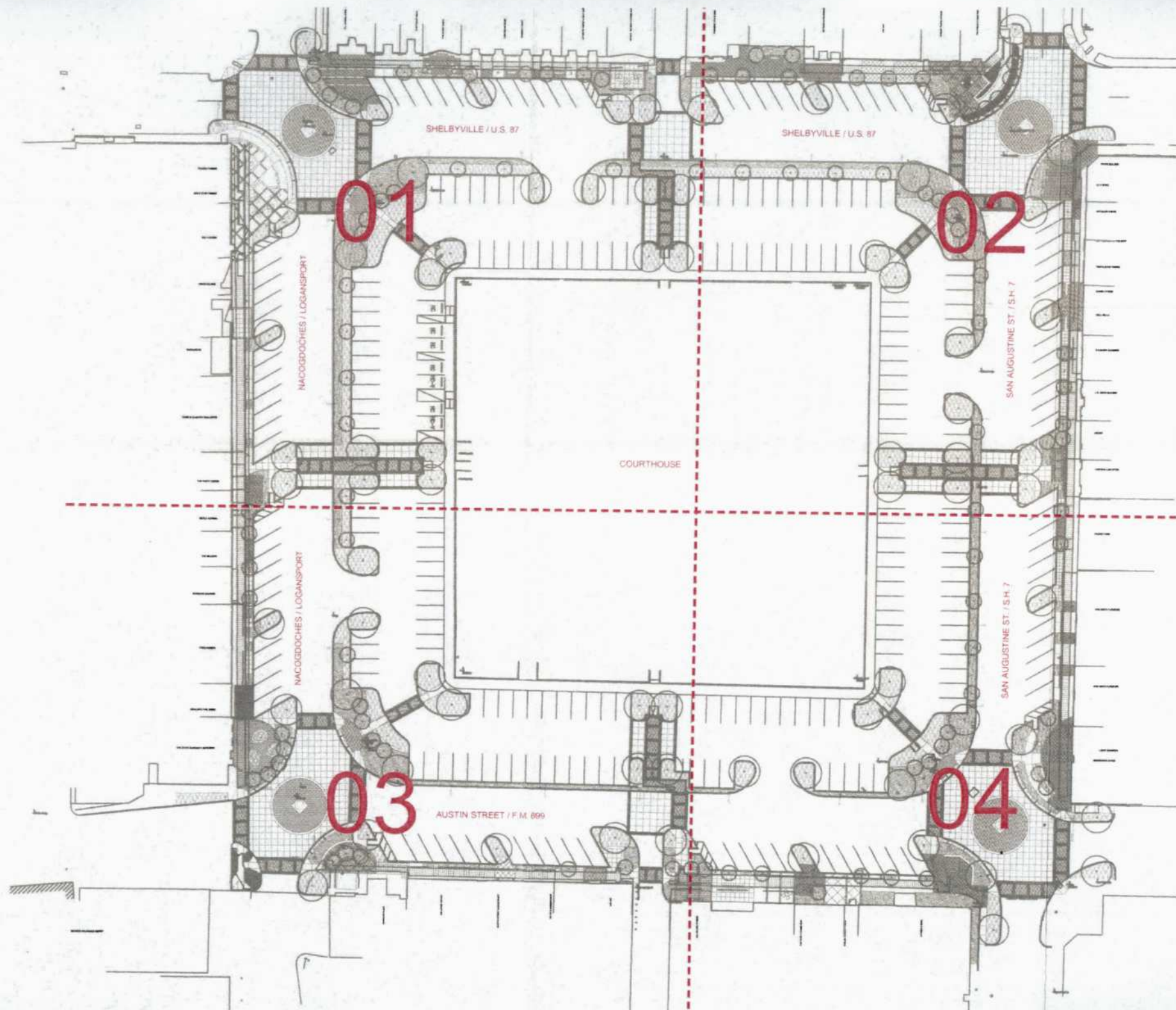
Item No.	Description	Qty	Unit	Unit Cost	Total Cost
1	Landscape excavation at new planting areas, remove and dispose	1,000	CY	\$13.50	\$13,500.00
2	Landscape subsoil fill at new planting areas (allowance)	600	CY	\$23.00	\$13,800.00
	<b>SUB-TOTAL LANDSCAPE EARTHWORK</b>				<b>\$27,300.00</b>
1	8" SDR	1000	LF	\$26.00	\$26,000.00
2	4" PVC/Perforated Pipe	2000	LF	\$15.30	\$30,600.00
3	12" Planting Inlet	50	EA	\$152.60	\$7,630.00
	<b>SUB-TOTAL LANDSCAPE DRAINAGE</b>				<b>\$64,230.00</b>
1	Standard Concrete Sidewalk (4 1/2" reinforced)	3,499	SF	\$6.75	\$23,618.25
2	Special Concrete Walk with Etched finish and sawcut joint pattern	4,530	SF	\$12.00	\$54,360.00
3	Upgrade for elaborate formed edges	583	LF	\$3.00	\$1,749.00
4	Brick Paver Walks (mortar set, including concrete subslab)	12,729	SF	\$18.50	\$235,486.50
5	Concrete Curb Ramps	2,355	SF	\$17.00	\$40,035.00
6	Seatwalls	233	LF	\$322.75	\$75,200.75
	<b>SUB-TOTAL PEDESTRIAN HARDSCAPE</b>				<b>\$430,449.50</b>
1	Landscape Irrigation System	1	LS	\$60,170.00	\$60,170.00
2	Tap and meter for 2" irrigation main line	2	EA	\$5,000.00	\$10,000.00
	<b>SUB-TOTAL LANDSCAPE IRRIGATION</b>				<b>\$70,170.00</b>
1	Shrubs (3 gallon, 24" O.C., 5,500 SF) including planting soil, 2" mulch	1,800	EA	\$26.00	\$46,800.00
2	Groundcover (1 gallon, 18" O.C., 11,250 SF) including planting soil, 2" mulch)	6,475	EA	\$13.00	\$84,175.00
3	Lawn (solid sod)	16,810	SF	\$1.50	\$25,215.00

CITY OF CENTER  
DOWNTOWN STREETScape IMPROVEMENTS  
PRELIMINARY COST ESTIMATE  
7/13/2018

	Item No.	Description	Qty	Unit	Unit Cost	Total Cost
	4	Street Trees (65 gallon)	74	EA	\$525.00	\$38,850.00
	5	Ornamental Trees (30 gallon)	106	EA	\$375.00	\$39,750.00
	6	Planting soil amendments	1	LS	\$5,735.00	\$5,735.00
		<b>SUB-TOTAL PLANTING</b>				<b>\$240,525.00</b>
	1	Metal Handrails (allow for 70 lf per blockface)	280	LF	\$160.00	\$44,800.00
	2	Bollards	71	EA	\$800.00	\$56,800.00
	3	Chain	395	LF	\$14.00	\$5,530.00
		<b>SUB-TOTAL METAL FABRICATION</b>				<b>\$107,130.00</b>
	1	Street Lights	24	EA	\$3,250.00	\$78,000.00
	2	Pedestrian Lights: Reinstall Stored Light Poles	31	EA	\$1,300.00	\$40,300.00
	3	Pedestrian Lights: Provide and Install New Light Poles	12	EA	\$2,600.00	\$31,200.00
	4	Power Drop (including transformer, photocell)(assumed requirements)	4	EA	\$5,100.00	\$20,400.00
	5	Conduit and wiring from power drops to light poles (allowance)	1,600	LF	\$5.70	\$9,120.00
	6	GFCI Receptacle on Light Pole	43	EA	\$100.00	\$4,300.00
	7	Banner Arms	24	EA	\$300.00	\$7,200.00
		<b>SUB-TOTAL LIGHTING AND ELECTRICAL</b>				<b>\$190,520.00</b>
	1	Single Arm Traffic Signals, Ornamental Mast Arm and Pole (including related conduit and wiring)	4	EA	\$16,000.00	\$64,000.00
	2	Double Arm Traffic Signals, Ornamental Mast Arm and Pole ( including related conduit and wiring)	4	EA	\$22,000.00	\$88,000.00
	3	Regulatory signs on roadway, including H/C signs (estimated allowance)	24	EA	\$350.00	\$8,400.00
	4	Benches	12	EA	\$1,340.00	\$16,080.00
	5	Planters	12	EA	\$1,300.00	\$15,600.00
	6	Café tables and chairs (set)	8	EA	\$2,600.00	\$20,800.00
		<b>SUB-TOTAL MISCELLANEOUS</b>				<b>\$212,880.00</b>

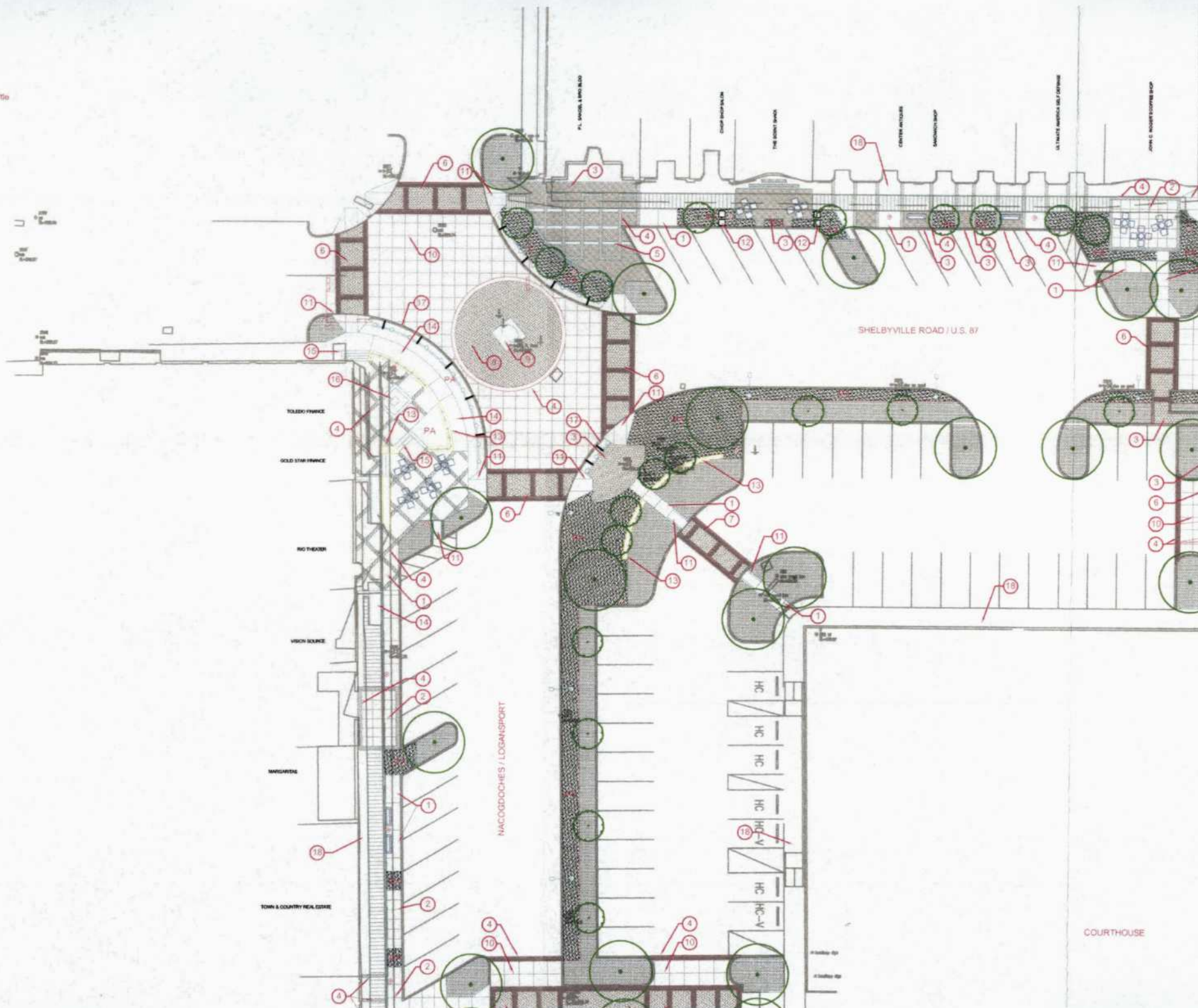
CITY OF CENTER  
DOWNTOWN STREETSCAPE IMPROVEMENTS  
PRELIMINARY COST ESTIMATE  
7/13/2018

	Item No.	Description	Qty	Unit	Unit Cost	Total Cost
		<b>SUB-TOTAL ALL CATEGORIES</b>				<b>\$2,861,913.30</b>
		15% CONTINGENCY				\$429,287.00
		<b>SUB-TOTAL</b>				<b>\$3,291,200.30</b>
		ENGINEERING AND SURVEYING				\$204,000.00
		<b>TOTAL ALL CATEGORIES</b>				<b>\$3,495,200.30</b>





d "eggs"

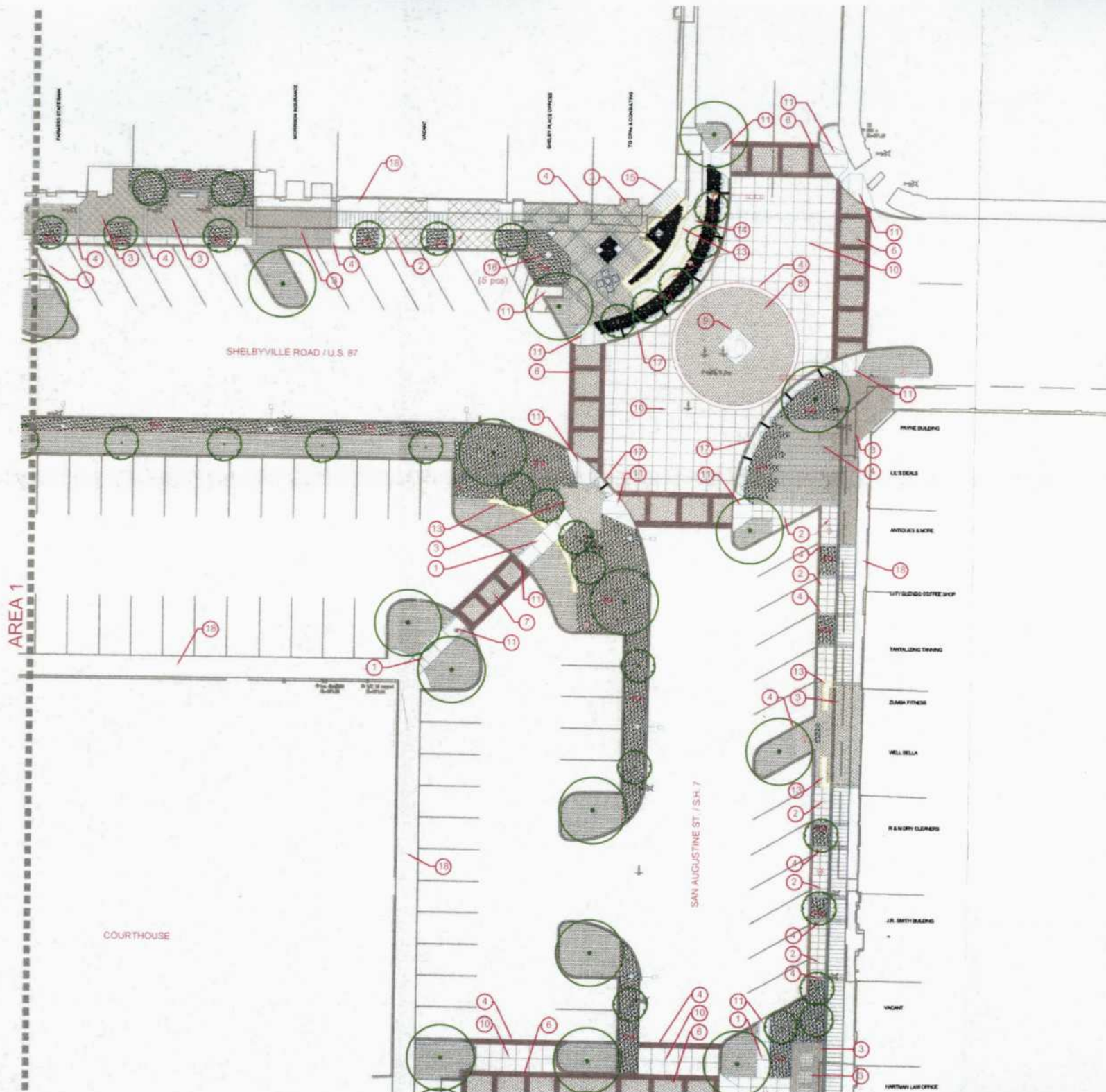


- Shumard Oak
- Drummond Red Maple
- Cedar Elm
- Sugar Maple
- Small flowering tree
- Single-trunk Natchez Crape Myrtle
- Multi-trunk Watermelon Red Crape Myrtle
- Pedestrian light pole
- Street light pole
- Traffic light pole
- Tables and Chairs
- 6' Bench
- Decorative Planter Pots
- Metal Railing
- Decorative Bollard and Chain
- Planting Area: shrubs and groundcover
- Lawn

### KEYED NOTES

This sheet only as indicated by #

1. Standard concrete walk, TYP.
2. Special concrete walk with etched finish and sawcut pattern, TYP.
3. Brick paver walk, TYP.
4. Brick paver band, TYP.
5. Concrete band, TYP.
6. 10' Brick paver crosswalk
7. 3' Brick paver crosswalk
8. Brick paver in roadway
9. Decorative etched concrete emblem
10. Decorative roadway concrete with sawcut pattern
11. Curb ramp
12. Concrete step pads
13. Seatwall
14. Ramp
15. Concrete steps with metal rail each side
16. Art feature
17. 30" concrete band
18. Existing concrete walk to remain
19. Grave mound "eggs"





Shumard Oak  
 Drummond Red Maple  
 Cedar Elm  
 Sugar Maple

flowering tree  
 Single-trunk Natchez Grape Myrtle  
 Multi-trunk Watermelon Red Grape Myrtle

astrian light pole  
 st light pole  
 ic light pole  
 ss and Chairs  
 and)  
 ative Planter Pots  
 I Railing  
 ative Bollard and Chain  
 ing Area: shrubs and groundcover

**NOTES**  
 y as indicated by #  
 concrete walk, TYP.  
 concrete walk with etched finish  
 of pattern, TYP.  
 or walk, TYP.  
 or band, TYP.  
 band, TYP.  
 never crosswalk  
 over crosswalk  
 or in roadway  
 s etched concrete emblem  
 s roadway concrete with  
 item  
 step pads  
 steps with metal rail each side  
 te band  
 concrete walk to remain  
 and "eggs"



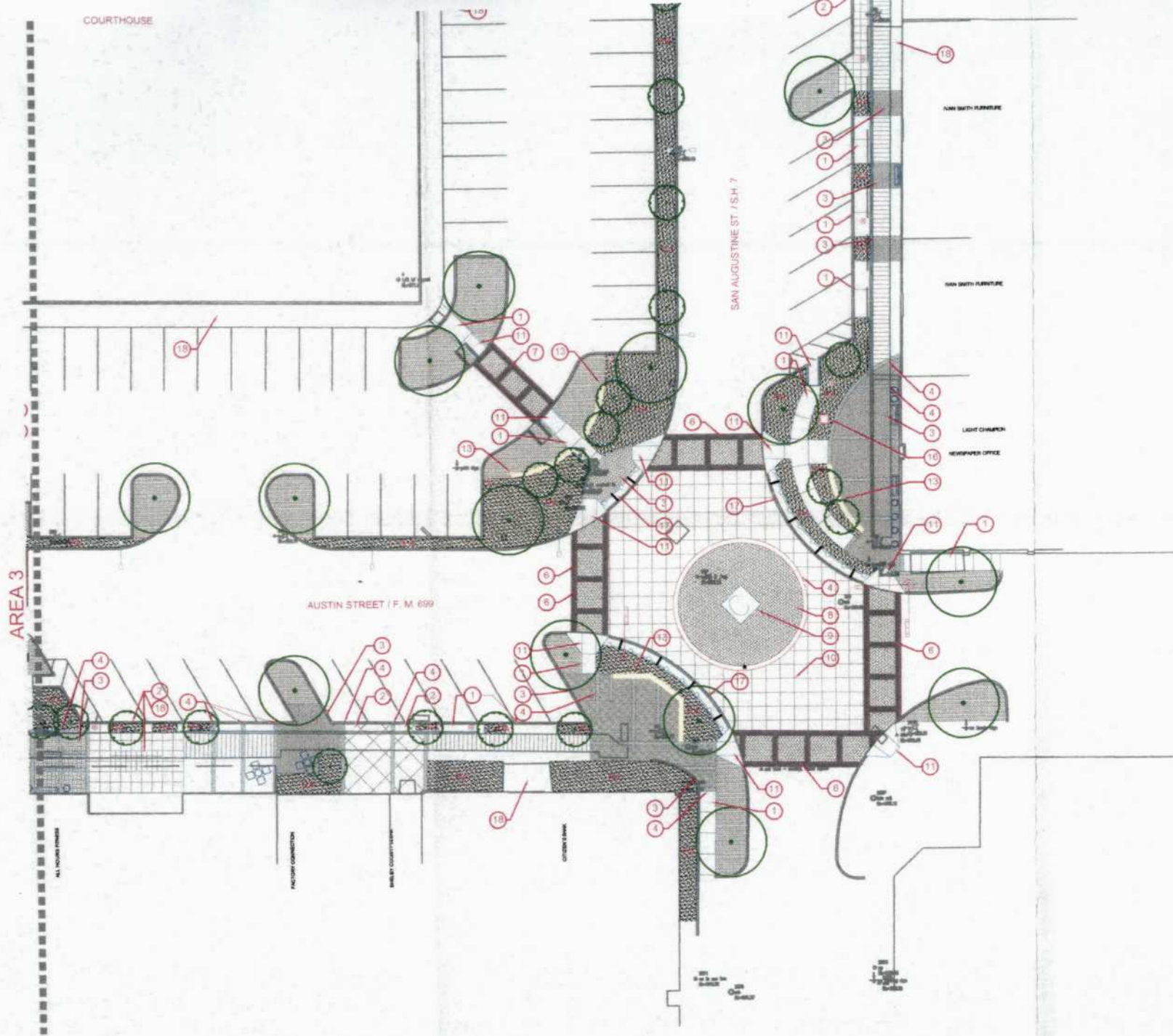


- Cathedral Oak
- Shumard Oak
- Drummond Red Maple
- Cedar Elm
- Sugar Maple
- Small flowering tree
- Single-trunk Natchez Grape Myrtle
- Multi-trunk Watermelon Red Grape Myrtle
- Pedestrian light pole
- Street light pole
- Traffic light pole
- ⊕ Tables and Chairs
- ▬ 6' Bench
- Decorative Planter Pots
- Metal Railing
- Decorative Bollard and Chain
- Planting Area, shrubs and groundcover
- Lawn

### KEYED NOTES

This sheet only as indicated by #

1. Standard concrete walk, TYP.
2. Special concrete walk with etched finish and sawcut pattern, TYP.
3. Brick paver walk, TYP.
4. Brick paver band, TYP.
5. Concrete band, TYP.
6. 10' Brick paver crosswalk
7. 8' Brick paver crosswalk
8. Brick paver in roadway
9. Decorative etched concrete emblem
10. Decorative roadway concrete with sawcut pattern
11. Curb ramp
12. Concrete step pads
13. Seawall
14. Ramp
15. Concrete steps with metal rail each side
16. Art feature
17. 30" concrete band
18. Existing concrete walk to remain
19. Grass mound "eggs"



## **ORDINANCE NUMBER 2018-3**

**AN ORDINANCE TO PROTECT THE PUBLIC HEALTH, SAFETY AND WELFARE OF THE CITY OF CENTER, TEXAS, BY ESTABLISHING A “NO PARKING” ZONE ALONG PARK HILL LANE, PROVIDING FOR A SEVERABILITY CLAUSE, REPEALING ALL ORDINANCES IN CONFLICT HEREWITH, REMOVING FROM PERSONAL LIABILITY FOR CITY OFFICIALS AND EMPLOYEES CHARGED WITH ENFORCEMENT OF THIS ORIDNANCE AND SETTING AN EFFECTIVE DATE.**

**Whereas**, it is deemed necessary by the City Council of the City of Center, Texas that this ordinance be passed and approved to protect the public health, safety and welfare of the City; and,

**Whereas**, Section 86-152 of the Code of Ordinances regulates areas designated as “No Parking” zones within the City of Center and detailed in Section 86-154; and,

**Whereas**, Park Hill Lane between Tenaha becomes congested with parked vehicles, traffic entering and existing driveways and is less than twenty feet in width.

**NOW THEREFORE, BE IT ORDAINED BY THE CITY COUNCIL OF THE CITY OF CENTER, TEXAS:**

- Section 1. That a “No Parking” zone is established, with accompanying signs and marking appropriate for same, on Park Hill Lane, and that no parking shall be allowed at any time in these designated areas once signs are installed. Parking violations shall be dealt with according to current law and City ordinances.
- Section 2. That this ordinance shall be and is hereby declared to be cumulative of all other ordinances of the City, and this ordinance shall not operate to repeal or affect such ordinances except insofar as the provisions thereof might be inconsistent or in conflict with the provisions of this ordinance, in which event such conflicting provisions, if any, in such ordinances are hereby repealed.
- Section 3. That is any section, subsection, sentence, clause or phrase of this ordinance is for any reason held to be unconstitutional, said finding shall not affect the remaining portions of this ordinance.

Section 4. That all the regulations provided in this ordinance are hereby declared to be governmental and for the health, safety and welfare of the general public. Any member of the City Council or City official or employee charged with the enforcement of this ordinance, acting for the City of Center in the discharge of his duties, shall not thereby render himself personally liable, and he is hereby relieved from all personal liability for any damage that might accrue to persons or property as a result of any act required or permitted in the discharge of his said duties.

Section 5. That this ordinance shall become effective and be in full force and effect thirty (30) days after its passage and approval by the City Council and duly attested by the Mayor and City Secretary and proper publication as required by State law and City Charter.

**PASSED AND APPROVED THIS 23<sup>rd</sup> DAY OF JULY, 2018.**

---

David Chadwick, Mayor

ATTEST:

---

Barbara Boyd, City Secretary























## **RESOLUTION NO. 2018-10**

**A RESOLUTION BY THE CITY COUNCIL OF THE CITY OF CENTER, TEXAS ORDERING A GENERAL CITY ELECTION IN THE CITY OF CENTER ON TUESDAY, NOVEMBER 6, 2018, DESIGNATING THE POLLING PLACE, AND PROVIDING OTHER MATTERS RELATING TO THE GENERAL CITY ELECTION; AND FINDING AND DETERMINING THAT THE MEETING AT WHICH THIS RESOLUTION IS PASSED IS OPEN TO THE PUBLIC AS REQUIRED BY LAW**

**BE IT RESOLVED BY THE CITY COUNCIL OF THE CITY OF CENTER, TEXAS:**

**I.**

That notice is hereby given that a general city election will be held in the City of Center, Texas, on Tuesday, November 6, 2018, at which there shall be submitted to the duly qualified resident electors of the said City as to the election of a Council Members in District II and IV and two at large for a term ending not later than two years hence, in conformity with the valid provisions of the Charter of the City Of Center and the laws of the State of Texas.

**II.**

That the City Secretary is hereby directed to cause notice to be given of said election by publication in one or more newspapers of the City of Center, Texas.

**III.**

That the following two days shall be designated as 12 hour days for early voting in pursuant as Section 85.005, Election Code as amended by adding Subsection (d): Monday, October 22, 2018 and Friday, November 2, 2018.

**IV.**

That the City Secretary is hereby directed to cause notice to be given of said election by publication in one or more newspapers of the City of Center, Texas.

**SEE EXHIBIT "A" ORDER**

**V.**

That applications to have the name of a candidate placed on the ballot may not be filed earlier than (30) days before the deadline prescribed by the Election Code for filing applications with the City Secretary and that the earliest date for a candidate to file same will be July 21, 2018, at 8:30 AM, with the last day for filing to be August 20, 2018 at 5:00 PM, in accordance with Election Code Sec. 143.006 and 143.007.

**VII.**

That the order of the office on the ballot shall be as follows: City Council District II, City Council District IV, At Large Council Member in accordance with Section 52.092 of the Election Code.

**VII.**

That said election shall be held during the hours of 7:00 AM to 7:00 PM and the polling places shall be respectively as follows, to wit:

**SEE EXHIBIT "B" – CITY OF CENTER POLLING PLACES**

**VIII.**

That personal appearance early voting shall be held by the Shelby County Clerk at 124 Austin Street; that the City Secretary shall process all applications for early voting by mail.

That, Barbara Boyd, Center City Secretary, serve as the General Custodian of election records.

**IX.**

That it is hereby officially found and determined that the meeting at which this resolution is passed is open to the public as required by law, and that public notice of the time, place and purpose of said meeting was given as required.

**PASSED AND APPROVED this 23rd day July, 2018.**

\_\_\_\_\_  
David Chadwick, Mayor

ATTEST:

\_\_\_\_\_  
Barbara Boyd, City Secretary

**Exhibit A**  
**ORDER OF ELECTION FOR THE CITY OF CENTER**

An election is hereby ordered to be held on November 6, 2018 from 7:00 AM to 7:00 PM for the purpose of electing the following officers:

District II	- Council Member
District IV	- Council Member
At-Large	- Council Member
At-Large	- Council Member

Deadline for filing with the City Secretary for a place on the ballot is August 20, 2018, by 5:00 PM.

**EARLY VOTING BY PERSONAL APPEARANCE WILL BE CONDUCTED AS FOLLOWS:**

Early Voting Polling Place: Shelby County Clerk, 124 Austin Street.

Dates:	Between the hours of:
October 22, 2018 through November 2, 2018	8:30 AM and 4:30 PM
Weekdays (Monday through Friday)	

**SPECIAL HOURS:**

First day of early voting:	October 22, 2018 and	
Last day of early voting:	November 2, 2018 are:	12-hours days
		8:00am through 8:00pm

**APPLICATIONS FOR BALLOT BY MAIL SHALL BE MAILED TO:**

Shelby County Clerk  
P. O. Box 1744  
Center, Texas 75935  
Attention: Jennifer Fountain

**APPLICATIONS FOR BALLOTS BY MAIL MUST BE RECEIVED NO LATER THAN THE CLOSE OF BUSINESS ON October 22, 2018.**

Issued this 9th day of July, 201, per Resolution No. 2018-

---

David Chadwick, Mayor  
City of Center, Texas

## **Exhibit B**

### **CITY OF CENTER POLLING PLACE**

#### **DISTRICT II**

##### **LOCATION:**

SENIOR CITIZEN CENTER: 3580 Loop 500 East

#### **DISTRICT IV**

##### **LOCATION:**

CHURCH OF CHRIST: 110 Hurst Street

#### **AT-LARGE**

##### **LOCATION:**

SENIOR CITIZEN CENTER: 3580 Loop 500 East

CHURCH OF CHRIST: 110 Hurst Street

FIRST UNITED MEHTODIST CHURCH: 211 N. Porter Street

CENTER COMMUNITY HOUSE: 423 San Augustine Street

-----

#### **EARLY VOTING LOCATION:**

SHELBY COUNTY CLERK: 120 AUSTIN STREET

---

Barbara Boyd, City Secretary

### **City of Center Council Meeting Proposal**

The Boo's Battle Support Fund (BBSF), a nonprofit organization, was established in the memory of Brandi "Boo" Mills to provide financial assistance to families battling cancer. Since the fund was established we have helped many families through the most trying times of their life!

We would like to host the first annual Fall Festival of Hope on the Center Square to promote cancer awareness, generate interest and support for the Boo's Battle Support Fund, and encourage community involvement in a worthwhile long term endeavor to assist families battling cancer.

On behalf of Boo's Battle Support Fund committee I would like to request the use of the Center Square for the first annual Fall Festival of Hope to be held on Saturday, October 20th. A **tentative** time schedule and details of events have been set for activities as follows:

7am Hope 5K Run: (Use of City of Center's cones and equipment. We will use the same 5K route used in the Watermelon Festival.) T-Shirts provided for participants and trophies awarded to 1<sup>st</sup>, 2<sup>nd</sup> and 3<sup>rd</sup> place in Adult and Youth divisions.

10am Arts and Crafts Retail Booths Open  
10 X 10 spaces available for rental  
10 X 10 Food Retail Booths  
Spaces to be marked off with chalk.  
Booths with electricity available

10am Pumpkin Patch Photos-Professional Photographer (set up in front of historic courthouse)

11am Car and Motorcycle Show

12pm Chili Cook Off and Pie Contest-Winners announced in Main Event Tent

1pm Pumpkin Carving Contest located at the Main Event Tent

1:30pm Trophy Presentation for the winners of the Car and Motorcycle Show-Main Event Tent

2pm Open Mic Stage Performances-Main Event Tent

3pm Band Performances Scheduled-Main Event Tent

#### **Additional details and request:**

The committee would also like to request the use of electricity for booth rentals and main stage. We would also like to request the use of cones and equipment, to be set up by city, for the 5K run.

Porta Potties will be set up for festival goers' convenience.

The inside of the square will be closed to all vehicle traffic from 7am-5pm.

The Boo's Battle Support Fund committee will be responsible for all set up as well as clean up.

On behalf of the Boo's Battle Support Fund committee thank you for your time and consideration. We are excited to present the first annual Fall Festival of Hope!

Respectfully,

Judy Monroe  
BBSF Committee Representative  
903-806-9132  
monroejudy@tenahaisd.com

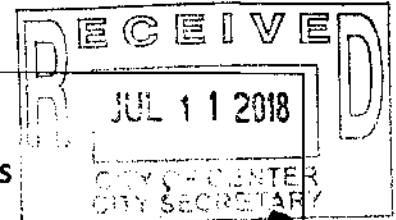
## STATEMENT

## DEEP EAST TEXAS COUNCIL OF GOVERNMENTS

210 Premier Drive  
Jasper, Texas 75951  
Phone 409-384-5704

DATE

AMOUNT ENCLOSED



**POSTED**

David Chadwick  
City of Center  
P.O. Box 1744  
Center, TX 75935

DATE	Invoice number/description	Charges	Credits	Balance
		BALANCE FORWARD →		
7/10/2018	Membership Dues for July 2018- June 2019		\$573.21	

YOUR CHECK IS YOUR  
RECEIPT

THANK YOU!

\$573.21

*Chadwick*  
*7/10/18*

JG



01-601-60527

## **ITEMS OF INTEREST**

1. Dixie League World Series Press Release
2. Portacool Payment – Portacool Park
3. Sales Tax Analysis
4. Cash and Investment Report
5. Deep East Texas Self Insurance Fund Letter
6. Republic Services Price Adjustment Letter
7. Center Point Energy Rate Letter



**City of Center Press Release**  
*FOR IMMEDIATE RELEASE*

**DIXIE INVITATIONAL WORLD SERIES EVENTS TO BEGIN FRIDAY**  
**48 Teams Visiting Center – Ready for Local Hospitality**

CENTER, Texas (July 19, 2018) – The 2018 Dixie Invitational World Series tournament will begin this Friday, July 20 at Center Park. A total of 48 teams from Arkansas, Louisiana, Mississippi, and Texas are participating. "Opening ceremonies will begin Friday at 7:30 pm, followed by an awesome fireworks show," said Center Recreation Director, Jason Mitchell.

In October 2017, the Center City Council established a committee to start the process of soliciting the tournament. Unlike other tournaments hosted by Center, the successful bid is judged more on what a community can offer the event. "Our City has been given a great opportunity with this tournament," said Center Mayor David Chadwick. "We want our visitors to have a grand experience when they visit us. This is quite an accomplishment for a City of our size to host an event of this caliber."

"I would encourage everyone to attend Friday's opening ceremony and especially the fireworks show," stated City Manager, Chad Nehring. "Putting together all the activities has taken a lot of work from many staff, volunteers and sponsors without which this wouldn't be possible." Friday's Fireworks display is sponsored by Shelby Savings Bank, Cobb-Vantress, Whataburger, Texas State Bank, Borders Poultry Supply and McAdam's Propane.

Dazzle Me Pink and Blue is sponsoring Pizza/ and Movie night Saturday for players while the Shelby County Chamber is hosting a visitors' reception that evening at the Civic Center. Sunday afternoon, Wal-Mart is helping host a Fun Day at Portacool Park for teams and the community.

"This event really will have a major impact to our local economy and we hope all our local businesses will see benefits," explained Center Mayor David Chadwick. "I would ask all of our residents that if you see someone from out of town to go out of your way to show them some Center hospitality."

Major sponsors for the World Series are OMNI Environmental, Commissioner Precinct 1, Farmers State Bank, Center Motor Company, T&R's Steaks & More, Rotary Club of Center, Ultra Shade Plus and Tyson.

Anyone interested in staffing the tournament, additional sponsorships or simply helping this weekend should visit the City website at [www.CenterTexas.org](http://www.CenterTexas.org) or contact Jason Mitchell at 936/590-7196 or simply come out to the park and enjoy some quality baseball.



VENDOR:000000000333 CITY OF CENTER

**PORTACOOOL**

CHECK NO.189041 07/12/18

VOUCHER NO.	INVOICE NO.	INVOICE DATE	INVOICE AMOUNT	AMOUNT PAID	DISCOUNT TAKEN	NET CHECK AMOUNT
1263891	000000005215501	07/05/18	220.88	220.88	.00	220.88
1263894	000000005216000	07/05/18	973.28	973.28	.00	973.28
1263900	000000005216100	07/05/18	4,500.87	4,500.87	.00	4,500.87
1264231	2018-1	07/09/18	50,000.00	50,000.00	.00	50,000.00
Check Total						55,695.03

Portacool - Pmt - \$50,000<sup>00</sup>

**City of Center**  
**Sales Tax Analysis**  
**Historical Total Sales Tax Receipts by Month**

**JULY 2018**

Month	FY 2011	FY 2012	FY 2013	FY 2014	FY 2015	FY 2016	FY 2017	Monthly Percentage	FY 2018	Percent Change
October	257,753	335,201	245,967	244,899	228,115	231,497	238,942	8%	248,034	3.80%
November	432,948	338,279	302,511	259,984	276,664	294,255	293,524	10%	285,077	-2.88%
December	265,439	265,303	206,335	232,741	226,007	236,836	229,978	7%	235,009	2.19%
January	262,380	302,637	246,183	241,181	231,378	231,546	246,897	8%	245,441	-0.59%
February	371,088	365,493	331,108	349,611	336,519	314,037	332,583	11%	326,532	-1.82%
March	239,331	263,274	206,065	201,810	208,247	212,208	207,108	7%	223,858	8.09%
April	241,588	264,284	249,697	210,844	210,221	227,687	222,669	7%	231,114	3.79%
May	328,048	312,786	293,299	285,819	279,420	326,257	291,837	9%	332,039	13.78%
June	348,851	247,419	216,356	222,767	230,377	224,919	226,133	8%	236,845	4.74%
July	306,444	248,010	224,280	231,096	224,098	236,589	242,449	8%	263,496	8.68%
August	359,983	311,966	272,497	266,114	299,026	292,434	294,075	9%		-100.00%
September	325,572	243,919	228,343	231,038	237,446	241,060	229,515	8%		-100.00%
	3,739,425	3,498,572	3,022,640	2,977,904	2,987,519	3,069,326	3,055,709		2,627,444	

Monthly Allocation 263,495.75

City of Center	1%	131,747.88
4B Economic Development Corporation	0.50%	65,873.94
4A Economic Development Corporation	0.25%	32,936.97
Sales Tax for Property Tax Relief	0.25%	32,936.97
		263,495.75

YTD Change 2,532,119 3.76%

**CITY OF CENTER**  
**THIRD QUARTER CASH AND INVESTMENT REPORT**  
**FY 2018**



**COVER PAGE**

Balances As Of:

	October 1, 2017	April 1, 2018	June 30, 2018	Difference - Quarter	Difference YTD
<b>TOTAL CITY CASH AND INVESTMENTS</b>	5,751,245	5,991,881	5,363,497	(628,384)	(387,747)
<b>OTHER ENTITIES</b>	1,569,644	1,896,615	2,138,431	241,816	568,787
<b>TOTAL</b>	<b>7,320,889</b>	<b>7,888,496</b>	<b>7,501,929</b>	<b>(386,568)</b>	<b>181,040</b>

Submitted:

Date:

**CITY OF CENTER**  
**THIRD QUARTER CASH AND INVESTMENT REPORT**  
**FY 2018**



**INVESTMENTS BY FUND**

Balances As Of:

	October 1, 2017	April 1, 2018	June 30, 2018	Difference - Quarter	Difference YTD
<b>GENERAL FUND</b>					
Pooled Cash - General Fund	27,810	78,770	8,077	(70,693)	(19,733)
CD#9 - General Fund	17,453	-	-	-	(17,453)
LOGIC - General Fund	1,011,529	1,567,599	1,382,550	(185,049)	371,022
<b>Total</b>	<b>1,056,791</b>	<b>1,646,369</b>	<b>1,390,627</b>	<b>(255,742)</b>	<b>333,836</b>
<b>UTILITY FUND</b>					
Pooled Cash - Utility Fund	(35,517)	142,340	20,213	(122,127)	55,730
LOGIC - Water Fund	1,213,703	1,093,860	1,260,061	166,201	46,358
LOGIC - Water Refund	129,520	130,468	131,127	659	1,607
<b>Total</b>	<b>1,307,706</b>	<b>1,366,668</b>	<b>1,411,401</b>	<b>44,733</b>	<b>103,695</b>
<b>SOLID WASTE FUND</b>					
Pooled Cash - Solid Waste Fund	122,760	32,101	63,407	31,306	(59,353)
LOGIC - Solid Waste	-	125,577	141,220	15,643	141,220
<b>Total</b>	<b>122,760</b>	<b>157,678</b>	<b>204,626</b>	<b>46,949</b>	<b>81,867</b>
<b>DEBT FUND</b>					
Pooled Cash - Debt Fund	-	8,951	-	(8,951)	-
LOGIC - Debt Fund	121,937	444,404	535,617	91,213	413,680
<b>Total</b>	<b>121,937</b>	<b>453,356</b>	<b>535,617</b>	<b>82,262</b>	<b>413,680</b>
<b>TRUST FUND</b>					
Cash - HOT	7,683	(21,315)	4,222	25,537	(3,461)
LOGIC - HOT	163,129	161,509	223,832	62,323	60,703
<b>Subtotal - Hotel Occupancy</b>	<b>170,812</b>	<b>140,193</b>	<b>228,054</b>	<b>87,860</b>	<b>57,241</b>
LOGIC - Cemetery	120,796	121,692	122,306	614	1,510
<b>Subtotal - Cemetery</b>	<b>120,796</b>	<b>121,692</b>	<b>122,306</b>	<b>614</b>	<b>1,510</b>
<b>MUNICIPAL COURT SPECIAL FUNDS</b>					
LOGIC - Municipal Court Tech	3,864	4,014	4,847	834	983
LOGIC - Building Security	5,745	6,633	7,026	393	1,281
LOGIC - Forfeiture	29,918	26,480	26,468	(13)	(3,450)
<b>Total</b>	<b>39,528</b>	<b>37,127</b>	<b>38,341</b>	<b>1,214</b>	<b>(1,187)</b>
<b>CAPITAL IMPROVEMENT FUND</b>					
Cash - CIP	470	99	99	-	(371)
LOGIC - Capital Improvements	206,374	357,117	44,509	(312,609)	(161,866)
<b>Total</b>	<b>206,844</b>	<b>357,216</b>	<b>44,608</b>	<b>(312,609)</b>	<b>(162,237)</b>
<b>UTILITY CAPITAL IMPROVEMENT FUND</b>					
Cash - Utility CIP	53,931	133,228	1,000	(132,228)	(52,931)
Escrow/Investments - TWDB	299,297	116,524	-	(116,524)	(299,297)
LOGIC - TWDB SS Project	1,768,909	786,983	766,929	(20,054)	(1,001,980)
<b>Total</b>	<b>2,122,136</b>	<b>1,036,736</b>	<b>767,929</b>	<b>(268,807)</b>	<b>(1,354,208)</b>

**CITY OF CENTER**  
**THIRD QUARTER CASH AND INVESTMENT REPORT**  
**FY 2018**



**VEHICLE REPLACEMENT FUND**

LOGIC - Replacement Fund	224,716	58,577	96,593	38,016	(128,123)
--------------------------	---------	--------	--------	--------	-----------

**TECHNOLOGY FUND**

Cash - Technology Fund	-	4,590	385	(4,205)	385
LOGIC - Technology Fund	52,004	63,410	71,739	8,329	19,735
<b>Total</b>	<b>52,004</b>	<b>68,000</b>	<b>72,124</b>	<b>4,124</b>	<b>20,120</b>

**TCDP GRANT FUND - HIF FUND**

Cash - HIF Fund	20,049	20,053	20,056	3	7
-----------------	--------	--------	--------	---	---

**AIRPORT CONSTRUCTION FUND**

Cash - Airport Construction	9,335	4,670	4,670	-	(4,665)
-----------------------------	-------	-------	-------	---	---------

**PARK FUND**

LOGIC - Park Fund	134,805	482,424	385,375	(97,049)	250,570
-------------------	---------	---------	---------	----------	---------

**ANIMAL WELFARE TRUST FUND**

CD - Animal Welfare	41,025	41,123	41,171	48	146
---------------------	--------	--------	--------	----	-----

<b>TOTAL CASH AND INVESTMENTS</b>	<b>5,751,245</b>	<b>5,991,881</b>	<b>5,363,497</b>	<b>(628,384)</b>	<b>(387,747)</b>
-----------------------------------	------------------	------------------	------------------	------------------	------------------

**CITY OF CENTER**  
**THIRD QUARTER CASH AND INVESTMENT REPORT**  
**FY 2018**



**INVESTMENTS BY TYPE**

Balances As Of:

	October 1, 2017	April 1, 2018	June 30, 2018	Difference - Quarter	Difference YTD
Pooled Cash - General Fund	27,810	78,770	8,077	(70,693)	(19,733)
Pooled Cash - Utility Fund	(35,517)	142,340	20,213	(122,127)	55,730
Pooled Cash - Debt Fund	-	8,951	-	(8,951)	-
Pooled Cash - Solid Waste Fund	122,760	32,101	63,407	31,306	(59,353)
Cash - Technology Fund	-	4,590	385	(4,205)	385
Cash - HOT	7,683	(21,315)	4,222	25,537	(3,461)
Cash - CIP	470	99	99	-	(371)
Cash - Utility CIP	53,931	133,228	1,000	(132,228)	(52,931)
Cash - HIF Fund	20,049	20,053	20,056	3	7
Cash - Airport Construction	9,335	4,670	4,670	-	(4,665)
<b>TOTAL LIQUID CASH</b>	<b>206,520</b>	<b>403,485</b>	<b>122,128</b>	<b>(281,357)</b>	<b>(84,393)</b>
<b>Percent Allocation</b>	<b>3.6%</b>	<b>6.7%</b>	<b>2.3%</b>		
LOGIC - General Fund	1,011,529	1,567,599	1,382,550	(185,049)	371,022
LOGIC - Water Fund	1,213,703	1,093,860	1,260,061	166,201	46,358
LOGIC - Water Refund	129,520	130,468	131,127	659	1,607
LOGIC - Solid Waste	-	125,577	141,220	15,643	141,220
LOGIC - Replacement Fund	224,716	58,577	96,593	38,016	(128,123)
LOGIC - Technology Fund	52,004	63,410	71,739	8,329	19,735
LOGIC - Debt Fund	121,937	444,404	535,617	91,213	413,680
LOGIC - HOT	163,129	161,509	223,832	62,323	60,703
LOGIC - Cemetery	120,796	121,692	122,306	614	1,510
LOGIC - Municipal Court Tech	3,864	4,014	4,847	834	983
LOGIC - Building Security	5,745	6,633	7,026	393	1,281
LOGIC - Forfeiture	29,918	26,480	26,468	(13)	(3,450)
LOGIC - Capital Improvements	206,374	357,117	44,509	(312,609)	(161,866)
LOGIC - Park Fund	134,805	482,424	385,375	(97,049)	250,570
LOGIC - TWDB SS Project	1,768,909	786,983	766,929	(20,054)	(1,001,980)
Escrow/Investments - TWDB	299,297	116,524	-	(116,524)	(299,297)
<b>TOTAL POOL INVESTMENTS</b>	<b>5,486,247</b>	<b>5,547,273</b>	<b>5,200,199</b>	<b>(347,074)</b>	<b>(286,048)</b>
<b>Percent Allocation</b>	<b>95.4%</b>	<b>92.6%</b>	<b>97.0%</b>		
CD#9 - General Fund	17,453	-	-	-	(17,453)
CD Animal Welfare	41,025	41,123	41,171	48	146
<b>TOTAL FIXED INVESTMENTS</b>	<b>58,478</b>	<b>41,123</b>	<b>41,171</b>	<b>48</b>	<b>(17,307)</b>
<b>Percent Allocation</b>	<b>1.0%</b>	<b>0.7%</b>	<b>0.8%</b>		
<b>TOTAL CASH AND INVESTMENTS</b>	<b>5,751,245</b>	<b>5,991,881</b>	<b>5,363,497</b>	<b>(628,384)</b>	<b>(387,747)</b>

**CITY OF CENTER**  
**THIRD QUARTER CASH AND INVESTMENT REPORT**  
**FY 2018**



**INVESTMENT RATE INFORMATION**

<b>CD Information</b>	<b>Maturity</b>	<b>Rate</b>	<b>Term</b>
Animal Welfare	10/16/2018	0.47	12 month

<b>Rate Comparison</b>	<b>LOGIC Current Rate</b>	<b>Average CD Rate</b>	<b>3 Month Treasury Yield</b>	<b>6 Month Treasury Yield</b>	<b>1 Year Treasury Yield</b>	<b>2 Year Treasury Yield</b>
6/30/2018	2.1078%	0.47%	1.93%	2.11%	2.33%	2.52%

**STATEMENT OF INTEREST REVENUE**

<b>FUND</b>	<b>FY 2018 YTD</b>	<b>FY 2017</b>	<b>FY 2016</b>	<b>FY 2015</b>	<b>FY 2014</b>	<b>FY 2013</b>
General	16,261	10,643	6,890	3,907	3,167	3,834
Water Utility	15,965	12,024	5,420	4,234	1,449	2,706
Debt	4,963	3,157	2,014	1,065	1,208	4,781
Hotel/Motel	2,203	1,767	921	211	672	1,843
Animal Welfare	602	536	343	140	-	-
Cemetery	1,499	849	668	649		
Solid Waste	1,220					
Court Technology	61	41	36	13	9	12
Building Security	71	46	24	15	14	21
Asset Forfeiture	329	202	44	14	8	17
TIF Fund	291	139	-	-	-	-
Capital Improvement Fund	3,409	19,689	5,825	44	66	8,301
Utility Cap. Imp Fund	13,410	18,666	2,832	200	199	213
2014 Tax Notes		-	-	-	51	-
Park Fund	4,605	1,615	732	2,144	23	-
Equipment Repl. Fund	1,615	2,428				
Technology Fund	735	-				
<b>Total</b>	<b>67,240</b>	<b>71,802</b>	<b>25,750</b>	<b>12,635</b>	<b>6,865</b>	<b>21,729</b>
	-6%	179%	104%	84%	-68%	

**CITY OF CENTER**  
**THIRD QUARTER CASH AND INVESTMENT REPORT**  
**FY 2018**



**OTHER ENTITIES**

Balances As Of:

**4A ECONOMIC DEVELOPMENT  
CORPORATION**

	October 1, 2017	April 1, 2018	June 30, 2018	Difference - Quarter	Difference YTD
Cash	1,171	54,032	8,765	(45,266)	7,594
LOGIC	832,412	997,751	1,146,322	148,571	313,910
<b>Total</b>	<b>833,583</b>	<b>1,051,782</b>	<b>1,155,087</b>	<b>103,305</b>	<b>321,504</b>

**4B ECONOMIC DEVELOPMENT  
CORPORATION**

Cash	1,610	57,408	2,323	(55,085)	713
LOGIC	706,208	749,981	943,415	193,434	237,207
<b>Total</b>	<b>707,818</b>	<b>807,389</b>	<b>945,738</b>	<b>138,349</b>	<b>237,920</b>

**TIRZ DISTRICT #1**

Cash	470	9,467	1,047	(8,420)	577
LOGIC	20,139	20,286	28,830	8,544	8,691
<b>Total</b>	<b>20,609</b>	<b>29,754</b>	<b>29,877</b>	<b>124</b>	<b>9,268</b>

**Center Industrial Development Authority**

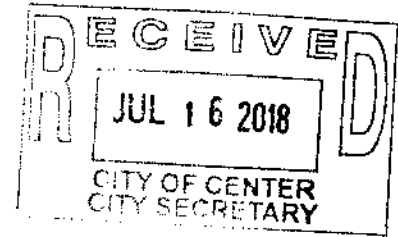
LOGIC	7,634	7,690	7,728	39	94
-------	-------	-------	-------	----	----

<b>TOTAL OTHER ENTITIES</b>	<b>1,569,644</b>	<b>1,896,615</b>	<b>2,138,431</b>	<b>241,816</b>	<b>568,787</b>
-----------------------------	------------------	------------------	------------------	----------------	----------------





## DEEP EAST TEXAS SELF INSURANCE FUND



July 13, 2018

Dear Member:

I must sadly inform you that as of Monday July 9, 2018, Mr. Danny Newsom is no longer with the Deep East Texas Self Insurance Fund (Fund). Mr. Newsom served as part of the leadership of the Fund for over 40 years and played an important role in the health and success of the Fund. However, we recognize that change is sometimes unavoidable. As we transition to this new phase of the fund, the Executive Committee continues to have the best interests of our fund members as the number one priority.

Kirk Hensarling, Assistant Director for the Fund, will continue his role and will coordinate the day-to-day operations of the Fund, with the oversight and direction of the officers of the Executive Committee. Please continue to direct any operational questions to Kirk, Lisa and Melissa who will continue to work to ensure the needs of your organization are met. If you have any concerns that require something more, please feel free to contact me, Allen Garner, or Rodney Ivy, who serve as President, Vice President and Secretary/Treasurer of the Fund's Executive Committee.

The Executive Committee is committed to serving the Fund's members' best interests. We recognize Mr. Newsom's long tenure with the Fund and recognize that his departure constitutes a significant change for our members. However, we believe that Mr. Hensarling's service with the Fund will allow him to function effectively to meet the membership's needs while the Executive Committee considers who can serve the membership best as Executive Director for the future.

Sincerely,

Barrett Lankford

President of the Executive Committee

July 16, 2018


City of Center  
P.O. Box 1744  
Center, TX. 75935

Dear Mr. Chad Nehring:

In accordance with provisions in our contract for Solid Waste Collection & Disposal with the City of Center, we respectfully submit this notice of a Consumer Price Index rate adjustment for the previous twelve months of 4.1%. The 4.1 % total should be effective October 1, 2018. This will also increase the annual franchise fee Republic pays to the city by 4.1% next year. Government documentation from the U.S. Bureau Of Labor Statistics is attached. These annual adjustments are necessary to provide the best quality service the citizens of Center expect of their trash removal contractor to cover rising costs of insurance, maintenance regulations etc.

Please advise me at your earliest convenience if you have any questions.  
Documents are attached.

Sincerely,



Gene Keenon  
Manager Government Affairs  
903-986-0463  
gkeenon@republicservices.com

# City of Center

## Rate Schedule

(October 1, 2018)

---

<b>RESIDENTIAL SERVICE:</b>	Customer Rate	
	City Rate	(17.10)
2X/WK Service		
Handicapped-back door service		

---

<b>COMMERCIAL HANDLOAD SERVICE:</b>	Customer Rate	
	City Rate	(15.66)

---

(NOTE-Must meet the same requirements as residential, approx. 10 bags max. for 2X/WK)

---

<b>SMALL COMMERCIAL HAND LOAD:</b>	Customer Rate	
	City Rate	(15.66)

---

Bag limit is 3 bags maximum or less

---

Carts placed only for operational reasons. If needed for this purpose equate  
The number of carts and frequency to size of a front load, rate will be the same.

---

### COMMERCIAL CONTAINERIZED:

SIZE	1X	2X	3X	4X	5X	6x	EXTRA
2 Yard	75.57	135.74	186.59	243.73	314.59		32.37
3 Yard	84.82	152.45	219.04	286.93	360.87		33.88
4 Yard	97.16	165.00	231.71	316.16	394.91		35.43
6 Yard	118.72	177.34	256.07	330.12	413.11		36.95
8 Yard	146.60	263.73	376.40	544.18	609.28	721.31	38.46

City allowed 900 cubic yards per year at no charge as follows: 600 cubic yards for cleanups.  
300 cubic yards from city's water treatment plant not to exceed 300 cubic yards or 300 tons  
from June 1 to May 31 annually  
30 yd Roll Off rate if needed \$734.18 per haul, \$100.00 rent and \$100.00 delivery  
Bulky Item drop off at City Annex, no residential pickup provided





# U.S. Bureau of Labor Statistics

## Southwest Consumer Price Index Indicators

CPI for All Urban Consumers: U.S. City Average, Dallas-Fort Worth-Arlington, and Houston-The Woodlands-Sugar Land, May 2018  
(1982-84=100 unless otherwise noted)

Item and group	U.S. City Average				Dallas-Fort Worth-Arlington				Houston-The Woodlands-Sugar Land			
	Index	Percent change			Index	Percent change			Index	Percent change		
	May 2018	12-month	1-month	2-month	May 2018	12-month	1-month	2-month	May 2018	12-month	1-month	2-month
All items	251.588	2.8	0.4	0.8	234.034	3.9		1.6				
Food and beverages	252.848	1.2	-0.1	0.3	251.727	0.2		0.2				
Food	253.098	1.2	0.0	0.3	246.216	0.0		0.3				
Food at home	239.287	0.1	-0.4	0.1	212.145	-2.2	-0.2	0.6	219.579	-1.4	-1.7	-0.1
Cereals and bakery products	271.910	-0.2	0.1	-0.2	252.240			-4.1				
Meats, poultry, fish, and eggs	249.449	2.3	-1.0	0.0	243.522			1.1				
Dairy and related products	215.659	-0.6	-0.6	-0.4	199.451			3.0				
Fruits and vegetables	297.211	-0.4	0.1	1.1	201.129			4.8				
Nonalcoholic beverages and beverage materials <sup>(1)</sup>	166.401	-1.3	-0.4	-0.8	177.627			0.5				
Other food at home	210.159	-0.2	-0.2	0.1	196.989			-1.2				
Food away from home	275.307	2.7	0.3	0.6	297.793	2.3		0.0				
Alcoholic beverages	248.126	1.4	-0.3	-0.1	318.893	0.5		-1.6				
Housing	257.907	3.0	0.4	0.6	224.436	5.3		1.8				
Shelter	306.913	3.5	0.4	0.7	250.028	6.3	0.4	1.7	260.329	2.4	0.5	0.9
Rent of primary residence <sup>(2)</sup>	317.490	3.6	0.2	0.5	266.000	6.5	0.2	1.4	257.663	2.4	0.3	0.7
Owners' equivalent rent of primary residences <sup>(2)(3)</sup>	313.656	3.4	0.2	0.5	266.985	6.4	0.1	1.0	240.309	2.8	0.3	0.6
Owners' equivalent rent of primary residence <sup>(2)(3)</sup>	313.667	3.4	0.2	0.5	266.985	6.4	0.1	1.0	240.309	2.8	0.3	0.6
Fuels and utilities	240.911	1.8	0.9	0.5	232.389	5.2		3.4				
Household energy	200.450	1.4	1.0	0.4	207.478	3.6	-0.2	4.4	153.260	8.1	1.0	1.9
Energy Services <sup>(2)</sup>	203.553	0.6	1.1	0.5	203.961	3.7	-0.2	4.5	150.603	8.1	0.9	1.9
Electricity <sup>(2)</sup>	212.646	1.0	1.6	1.1	192.468	3.8	0.3	7.1	150.380	9.4	1.5	2.4
Utility (piped) gas service <sup>(2)</sup>	173.420	-0.8	-0.5	-1.8	208.990	0.3	-3.3	-8.3	139.807	2.6	-2.6	-1.1
Household furnishings & operations	121.571	0.3	-0.4	0.1	122.055	-1.6		1.2				
Apparel	128.362	1.4	-0.8	-0.2	109.574	3.2		-3.7				
Transportation	214.125	5.9	1.6	3.0	216.875	6.4		4.9				
Private transportation	209.490	6.6	1.6	3.0	220.213	7.1		5.0				
New and used motor vehicles <sup>(4)</sup>	98.996	-0.9	-0.1	-0.6	108.185			1.1				
New vehicles <sup>(1)</sup>	146.349	-1.1	0.2	-0.3	204.607			2.7				
Used cars and trucks <sup>(1)</sup>	138.506	-1.7	-0.6	-1.0	326.378			-0.6				
Motor fuel	256.175	21.8	5.8	12.3	259.205	23.8	8.4	16.8	239.337	19.6	6.2	14.9
Gasoline (all types)	255.096	21.8	5.9	12.4	257.974	23.8	8.5	17.0	239.684	19.6	6.3	15.2
Motor vehicle insurance <sup>(1)</sup>	564.445	8.3	0.3	0.1	810.191			-0.2				
Medical care	484.853	2.4	0.2	0.2	436.624	1.0		0.6				
Recreation <sup>(4)</sup>	118.851	0.2	-0.1	-0.4	116.778	4.6		-0.4				
Education and communication <sup>(4)</sup>	136.261	0.5	0.2	0.2	134.952	-0.2		0.3				
Tuition, other school fees, and childcare <sup>(1)</sup>	732.259	1.9	0.1	0.1	1,238.524			0.0				
Other goods and services	442.710	2.5	0.0	0.8	398.343	1.7		1.2				
<b>SPECIAL INDEXES (CPI-U)</b>												
Energy	226.810	11.7	3.6	6.7	236.870	14.9	4.8	11.5	191.779	14.5	3.8	8.8
All items less shelter	232.727	2.4	0.4	0.9	227.221	2.7		1.6				
All items less food and energy	257.469	2.2	0.2	0.3	236.257	3.5		0.9				
All items (1967 = 100)	753.647				734.152							
<b>CPI FOR URBAN WAGE EARNERS AND CLERICAL WORKERS (CPI-W)</b>												
All items	245.770	3.0	0.5	0.9	239.556	4.1		1.9				
All items (1967 = 100)	732.074				738.711							

(1) Dallas indexes on a February 1978=100 base. Houston indexes on an April 1978=100 base.

(2) This index series was calculated using a Laspeyres estimator. All other item stratum index series were calculated using a geometric means estimator.

(3) Indexes on a December 1982=100 base.

(4) Indexes on a December 1997=100 base.

Note: The CPI measures changes in prices of all goods and services purchased for consumption by urban households. The indexes for food at home, energy, and shelter are compiled monthly for the Dallas and Houston areas. Full surveys, which produce the All Items Indexes and major components, are compiled every two months. These full surveys are published for the odd-numbered months for Dallas and for the even-numbered months for Houston.





CenterPoint Energy  
1111 Louisiana Street  
Houston, TX 77002-5231  
P.O. Box 2628  
Houston, TX 77252-2628

July 10, 2018

Mayor and City Council  
City of Center  
Center, Texas



Re: CenterPoint Energy's Notice of Intent to Reduce Base Rates and Interim Rates for the Beaumont/East Texas Division pursuant to Section 104.111 of the Gas Utility Regulatory Act

Dear Madam or Sir:

The Railroad Commission of Texas (the "Commission") established base rates in GUD No. 10182 with a test-year ending December 31, 2011.<sup>1</sup> Since that case was decided, the Commission has also approved several annual gas reliability infrastructure program ("GRIP") interim rate adjustments ("IRAs") pursuant to Section 104.301 of the Gas Utility Regulatory Act ("GURA"). Those IRAs currently reflect changes in invested capital through the end of calendar year 2016.<sup>2</sup> As part of the base rate and IRA calculations, a 35% federal corporate income tax rate was applied.

This correspondence notifies the City of Center (the "City") that effective January 1, 2018, the Tax Cuts and Jobs Act of 2017 (the "TCJA") reduced the federal corporate income tax rate from 35% to 21%. CenterPoint Energy Resources Corp., d/b/a CenterPoint Energy Entex and CenterPoint Energy Texas Gas ("CenterPoint" or the "Company") is committed to ensuring that its customers receive the benefits of this reduction in the federal corporate income tax rate. CenterPoint is pleased to notify the City that the Company will 1) reflect the new federal corporate tax rate in its gas utility rates and 2) issue a refund for the period from January 1, 2018, to the date that base rates are modified to reflect the change in the corporate tax rate charged to customers in the Beaumont/East Texas Division, which includes the City. Because the City has ceded its original jurisdiction over CenterPoint's gas utility rates to the Commission pursuant to Section 103.003(a) of the Texas Utilities Code, the Commission will provide administrative approval and the City does not need to take any action.

The rates, terms and conditions reflected in the enclosed tariffs as Exhibit A will be effective for bills rendered on or after September 1, 2018. These tariffs are being filed pursuant to Section 104.111 of GURA, which provides for administrative approval of a decrease in rates

<sup>1</sup> GUD No. 10182, Final Order (December 4, 2012).

<sup>2</sup> 2014 IRA – GUD No. 10345 (July 8, 2014)  
2015 IRA – GUD No. 10433 (July 14, 2015)  
2016 IRA – GUD No. 10510 (June 7, 2016)  
2017 IRA – GUD No. 10619 (June 6, 2017)

proposed by the Company without regard to the cost of service standard prescribed by Section 104.051. By utilizing the provision of GURA, the Company is able to pass on the savings associated with the federal corporate tax reduction to its customers without having to file a comprehensive statement of intent rate proceeding under Subchapter C of GURA.

As shown in the enclosed as Exhibit B, the rates, terms and conditions reflected in the enclosed tariffs will, upon taking effect, decrease the amount of revenues the Company annually recovers from customers in the Beaumont/East Texas Division by \$3,104,471 as compared to the amount allowed under currently approved rates. The TCJA's impact on deferred taxes will be accounted for in either the Company's next Statement of Intent rate proceeding under Subchapter C of GURA or other rate change proceeding authorized under GURA.

In addition to a reduction in CenterPoint's rates going forward, the Company is also providing a refund to customers to account for revenues collected since January 1, 2018, through base rates, the IRA, and the carrying charge for gas in storage that reflected a corporate tax rate of 35% instead of 21%. At the time of this filing, the total amount of the refund for customers in the Beaumont/East Texas Division is \$1,424,767. This amount is for January through May 2018 and will be updated through August 2018 to calculate the final refund amount. The Company will issue refunds to affected customers in the form of a one-time bill credit which will begin with bills rendered no later than October 1, 2018. Upon completion, the Company will provide confirmation to the Commission that the full refund has been provided to affected customers. Based on the current balance, the estimated per customer refund for each class is shown in the table below:

Area	Residential	General Service – Small	General Service – Large Volume
Beaumont	(\$6.64)	(\$11.20)	(\$52.67)
East Texas	(\$7.03)	(\$11.70)	(\$61.25)
Tyler	(\$6.94)	(\$11.22)	(\$52.69)
Northeast Texas	(\$7.36)	(\$13.07)	(\$107.81)

The Company has obtained consent for this reduction from the Railroad Commission staff. This consent is evidenced by the letter enclosed as Exhibit C.

Importantly, the Company's proposed rate decrease does not impact the factors to be used in the IRA for changes in investment pursuant to Section 104.301 of GURA as those factors were established in the last Statement of Intent and remain in effect.

Please do not hesitate to contact us with any questions you may have regarding this filing.

Sincerely,



Perrin Wall  
Manager of Regulatory Affairs

Attachments

cc: Mr. Randal M. Pryor  
Mr. Sam Chang  
Ms. Gracy Rodriguez

DELIVERED TO:

Paola Hernandez, Cash Collections of  
NAME OFFICE (Mayor, City Secretary, etc.)

the City of Center on this 10 day of July 2018.

P. Hernandez  
SIGNATURE